

## 4½ Multifunction Site Calibrator

### Features

- It is protected from output short circuit and overload
- Pure Sine wave with variable frequency
- Setting by coarse & fine multi turn potentiometers for V/A
- Frequency setting by multi turn potentiometers
- Selection of AC/DC parameter by toggle switch
- Selection of ranges by rotary switch
- Separate output ports used for V ( Hi ), mA ( Hi ), 10A( Hi ), and Com
- Separate output ports used for Resistance
- Accessory : X 100 AC/DC current coil for clamp on meter calibration up to 1000A



Multifunction Calibrator is useful for the calibration of Digital Multi Meters, Clamp Meters, Digital Panel Meters, Analog Panel Meters, LCR Meters, and Non-Contact Type Tachometers.

It is a variable source with different ranges of DC Voltage, AC Voltage, DC Current, AC Current, Frequency, Resistance, Capacitance, Inductance & RPM (Non-Contact Type). It has been designed to cover the calibration of maximum ranges of a variety of models of Multi meters available in the market.

The calibrator gives output, which is very stable. Stability is suitable enough to calibrate 3½ and 3¾ DMMs and Clamp-on Meters. By using this source along with a high-resolution standard Multimeters user can calibrate even 4½ DMM.

### Technical Specifications

Model	ZMSMFC 4.5		
Input Power Supply	230 V AC, $\pm 5\%$ @ 50 Hz.		
Input Protection	Calibrator is Protected by I/P OV (Over Voltage) & I/P UV (Under Voltage)		
DC Voltage Ranges	200mV, 2V, 20V, 200V, 1000V		
AC Voltage (45Hz to 1000Hz) Ranges	200mV, 2V, 20V, 200V, 1000V		
DC Current Ranges	2mA, 20mA, 200mA, 2A, 10A		
AC Current (45Hz to 1000Hz) Ranges	2mA, 20mA, 200mA, 2A, 10A		
Frequency	45Hz to 1000Hz		
Fixed Resistance	1Ω, 10Ω, 100Ω, 1kΩ, 10kΩ, 100kΩ, 1MΩ, 10MΩ, 100MΩ		
Fixed Inductance	10μH, 100μH, 1mH, 10mH, 100mH		
Fixed Capacitance	1nF, 10nF, 100nF, 1μF, 10μF		
RPM (Non Contact Type)	60,000 RPM		
Display	4½ Digit 7 segment red LED display for Voltage & Current 4 Digit 7 segment red LED display for Frequency		
Accuracy @ 15°C to 30°C, RH <75%	AC Voltage: 0.3% $\pm$ 10 Dgt	DC Voltage: 0.2% $\pm$ 5 Dgt	Frequency: $\pm$ 0.1 Hz
	AC Current: 0.3% $\pm$ 10 Dgt	DC Current: 0.2% $\pm$ 5 Dgt	
	Resistance: 0.25%	Capacitance: $\pm$ 1.5%	Inductance: $\pm$ 1.5%
	RPM (Non Contact Type): $\pm$ 0.1%, $\pm$ 5 digit		
Selection of AC/DC Parameters	By Toggle switch		
Selection of Resistor / L / C	By Toggle switch		
Selection of Ranges	By rotary selector switch		
Setting of Frequency	By multi turn potentiometer		
Operating Temperature	10°C to 40°C		
Power OFF Storage Temperature	5°C to 70°C		
Dimension & Weight	400mm(W) X 400mm(D) X 170mm(H)	20kg Approx.	

## Dimensional Details Drawing

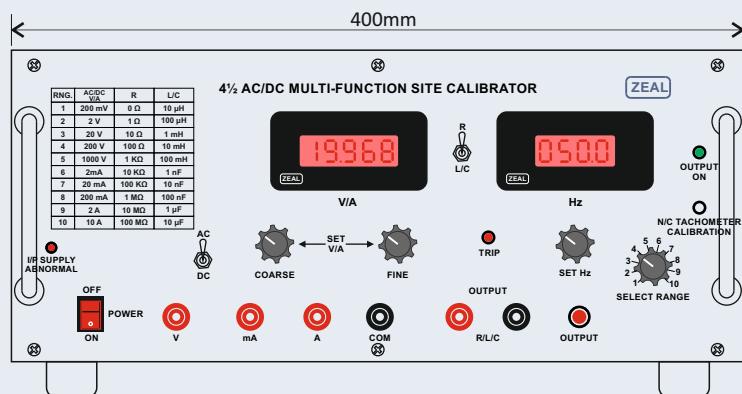


Fig.1 Front view

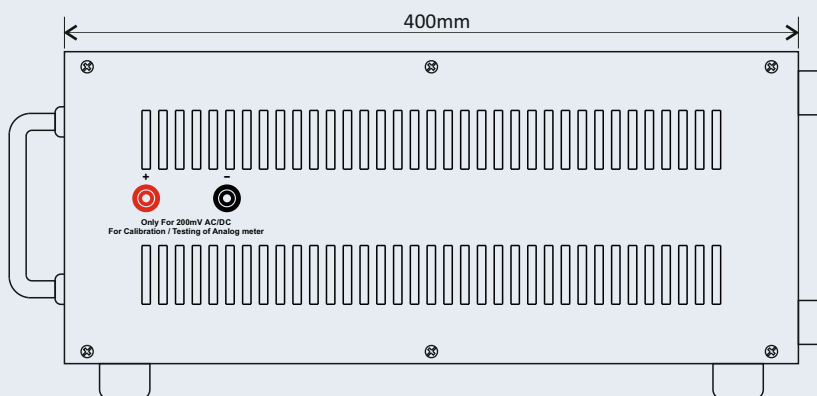


Fig.2 Side view

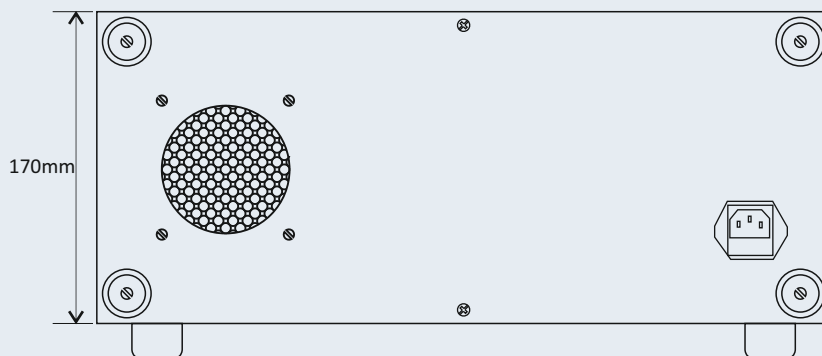


Fig.3 Rear view